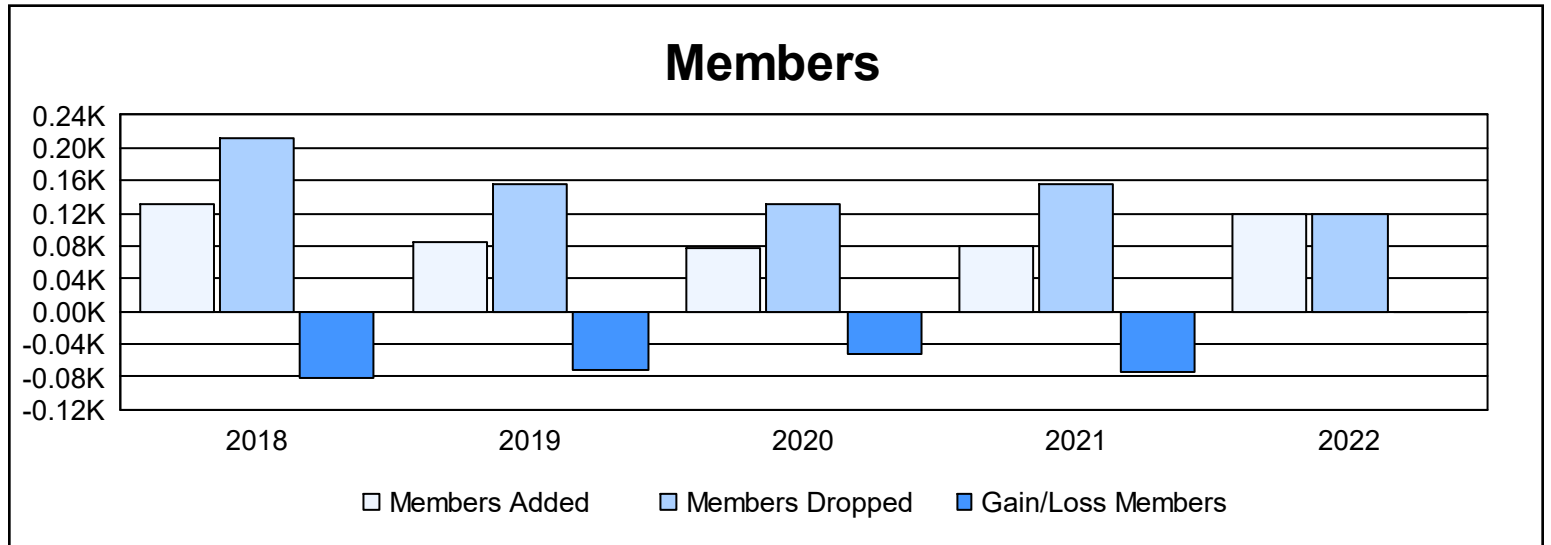
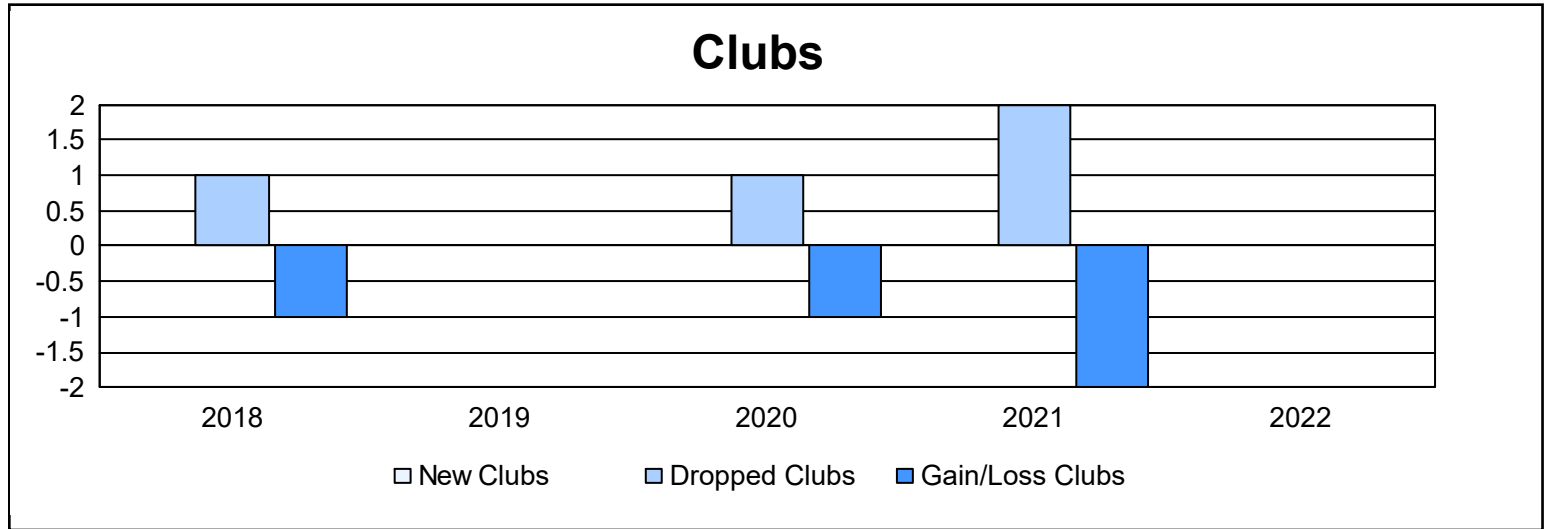
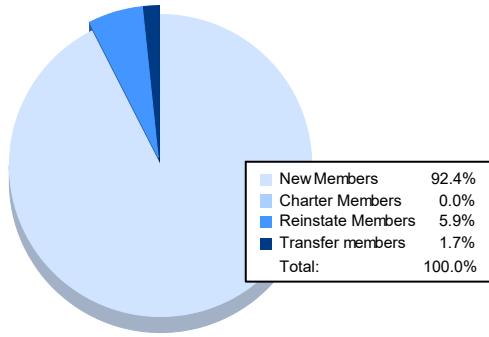


| Year | New Clubs | Dropped Clubs | Gain/ Loss Clubs | New Members | Charter Members | Reinstate Members | Transfer Members | Total Member Added | Total Members Dropped | Gain/ Loss Members |
|----------------|-----------|---------------|------------------|-------------|-----------------|-------------------|------------------|--------------------|-----------------------|--------------------|
| 2017-2018 | 0 | 1 | -1 | 123 | 0 | 6 | 2 | 131 | 212 | -81 |
| 2018-2019 | 0 | 0 | 0 | 65 | 0 | 4 | 16 | 85 | 156 | -71 |
| 2019-2020 | 0 | 1 | -1 | 74 | 0 | 1 | 3 | 78 | 131 | -53 |
| 2020-2021 | 0 | 2 | -2 | 62 | 0 | 6 | 13 | 81 | 155 | -74 |
| 2021-2022 | 0 | 0 | 0 | 109 | 0 | 7 | 2 | 118 | 119 | -1 |
| Average | 0 | 1 | -1 | 87 | 0 | 5 | 7 | 99 | 155 | -56 |



Membership Composition June 2022 Cumulative



Gender Composition June 2022 Cumulative

